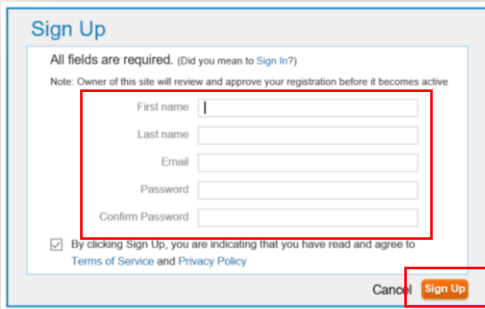


To take the BAAO 310 Assessment (or course), follow these steps:

1 Register using [this link](#)

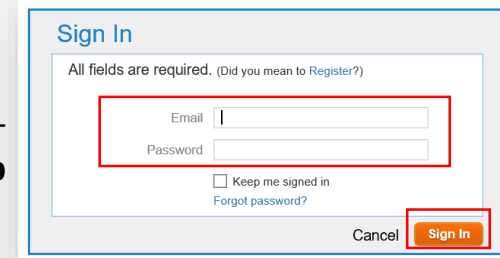
- Enter the required information in the fields
- Click "Sign Up"



You will receive a confirmation email with a link, once your registration has been approved

2

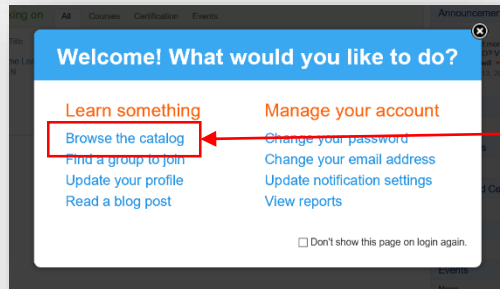
Login using the link in the confirmation email -- **Don't dismiss the popup that will follow!**



Enter email & password and click "Sign In"

3a

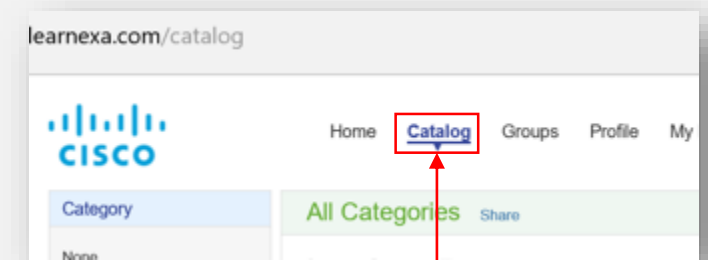
Navigate to learning catalog from the popup



On the popup, click "Browse the catalog"

3b

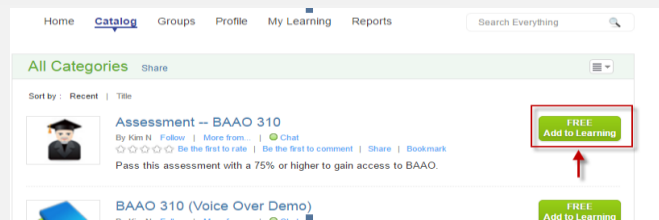
If you accidentally dismissed the popup, navigate to the learning catalog using its tab



Click the "Catalog" tab

4

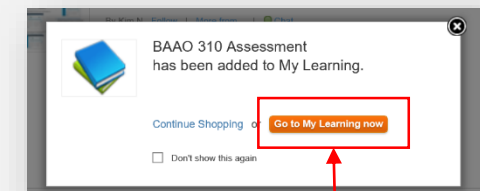
In the catalog, **add Assessment – BAAO 310 or Course to your 'Learning'**



Click "Add to Learning"

5

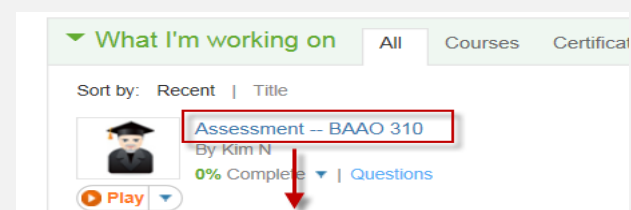
On the popup, click **"Go to My Learning now"**



Click "Go to My Learning now"

6

...and launch the Assessment – BAAO 310 or Course!



Click the title of the course or assessment to launch it