

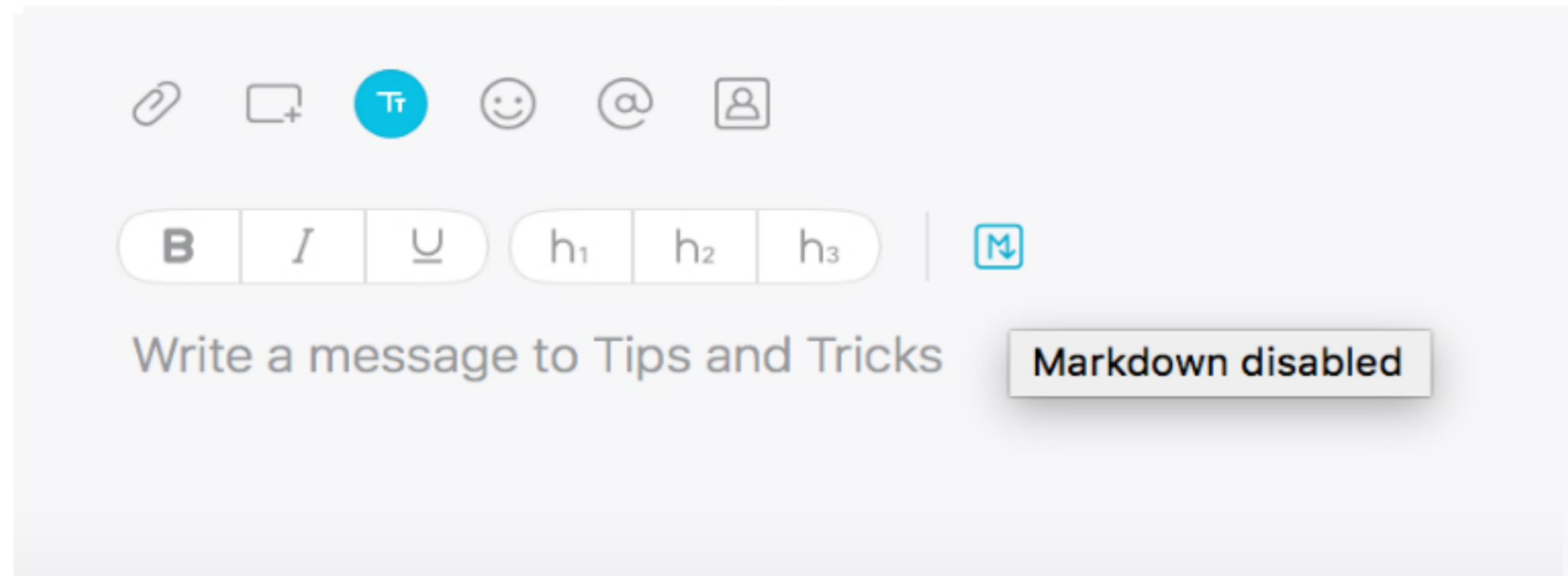
New Offerings

Rich Text Formatting: Express Yourself

What is new with Rich Text Formatting

Shortcuts (Mac)

- Bold : Command B
- Italicize : Command I
- Underline : Command U
- Heading 1 : Opt Com 1
- Heading 2 : Opt Com 2
- Heading 3 : Opt Com 3



Bold, Italicize or Underline text just with a click



Create headlines in 3 different formats



Is Markdown gone?

Markdown is also there



Why do I still need Markdown?

There are some features that are only available with Markdown, like block quote, hyperlinks and code block

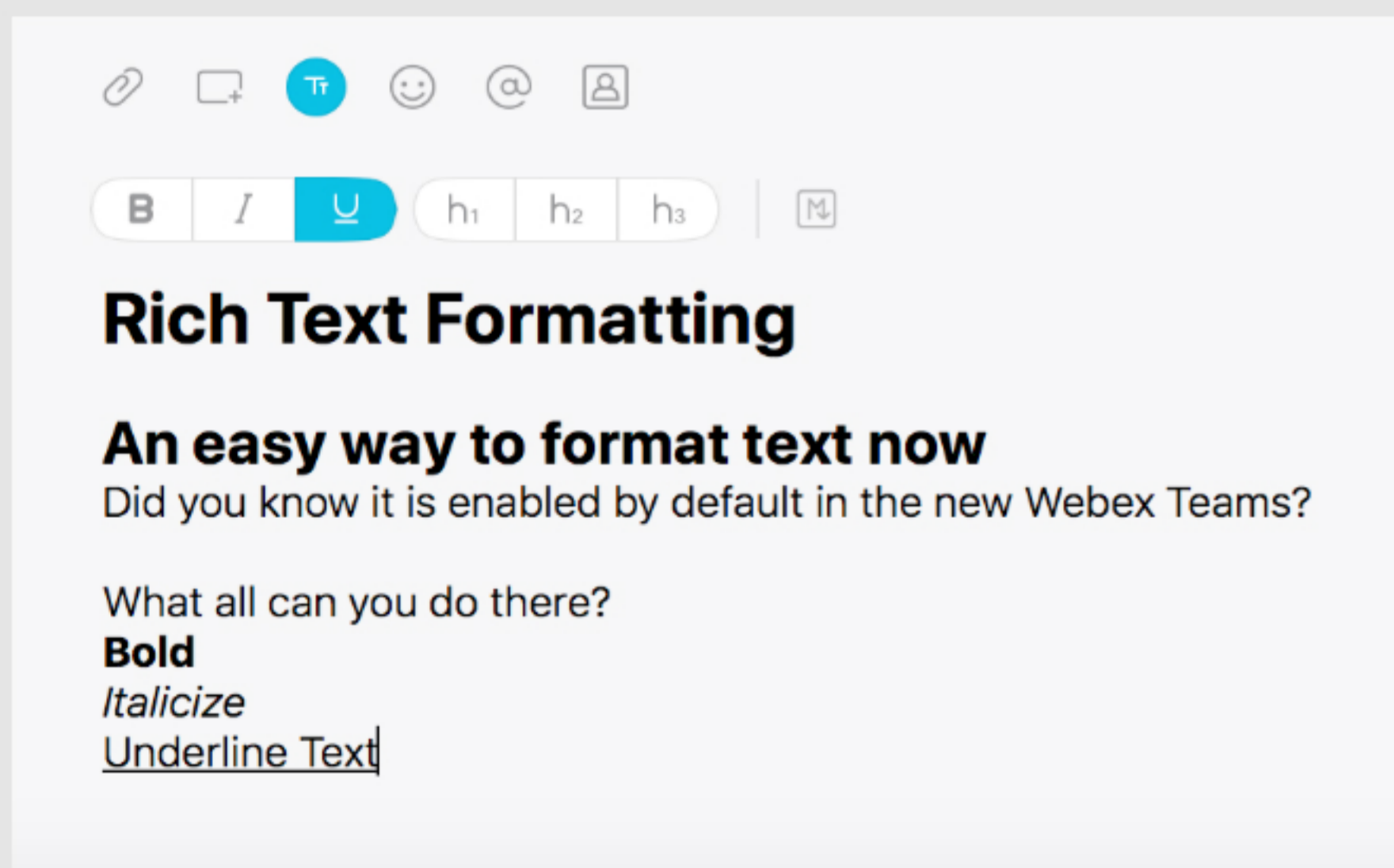


Can I use both of them together?

No, This is an "either or" situation To enable one feature, you have to disable the other



Formatting with Rich Text Formatting feature



This is how the message looks in the space

Just type text and select.

Click on the feature you want to enable.

The formatting is applied as you write the message. You get what you see.



Rich Text Formatting

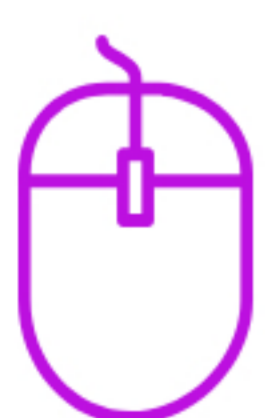
An easy way to format text now

Did you know it is enabled by default in the new Webex Teams?

What all can you do there?

Bold
Italicize
Underline Text


Enable Markdown



Click on the Markdown icon, it's embedded within the Rich Text icon



Select the check box to enable Markdown



Once enabled, Markdown becomes the default setting for all spaces until you change again

You can change interchange Rich Text or Markdown within any space

Reimagine your workspaces with Cisco Webex Teams

